




AV and IT Requirements

For Dr Kristy's dynamic and immersive presentation to truly shine, the right audio visual setup is paramount.

Kristy prefers to bring her **own Macbook Pro** equipped with Keynote software. Kristy brings the required adapters and her own clicker. This ensures she can use her professional, custom-made visuals and allows for audience interactivity. Plus, with a backup available on Canva (a cloud-based tool that can be accessed via the Internet), your peace of mind is guaranteed.

Need PowerPoint instead? Just let Kristy or her Operations Manager, Karen know at least seven days prior and we can [arrange for her Keynote](#) to be converted and sent to you as a PowerPoint file.

To ensure an unforgettable experience for your audience, Kristy's setup requires:

-  High definition screen projector
-  Quality audio system (running from her computer)
-  Lapel or headset microphone

On stage, a clear area without a centered lectern and a bottle of water are ideal for Kristy's presentation.



Have any questions? Reach out to Karen via info@drkristygoodwin.com.

Let's ensure Kristy's presentation leaves a lasting impact with your audience!

